






Y1- Art and Design Coverage

Artist Knowledge	Art of.....	End Points
<p>1881-1973 Picasso was a Spanish painter, sculptor, printmaker and ceramicist who lived most of his life in France. Style: Cubism (simple geometric shapes from many angles at once) Most famous artwork/s: Guernica</p>  	<p><u>Drawing and painting</u></p> <p>Focus Concepts: Line, colour, shape</p> <p><u>Key lines of enquiry</u> Who was Picasso? What are some of his most famous pieces of artwork? What style of art did Picasso produce? What did Picasso mainly produce? Which words would you use to describe his artwork? What sort of colours did Picasso use? What are the primary colours? What do you like / dislike about this painting?</p> <p><u>Final outcome:</u> Children to produce a portrait inspired by the works of Picasso.</p> <p><u>Vocabulary</u> Open/ closed shapes line outline sketch detail thickness techniques colour names cubism Primary colour Secondary Colour Bright(ness)</p>	<p><u>Artist style and Influences</u></p> <ul style="list-style-type: none"> • Know that cubism is a style of painting when artists use cubes and other 2-D and 3-D shapes to create a whole picture. • Know that 2 of Picasso's most famous paintings are: Weeping Woman and Guernica. • Know that cubism includes lots of overlapping shapes. • Know that Picasso was a Spanish artist who created many different paintings, sculptures and ceramics. <p><u>Drawing knowledge</u></p> <ul style="list-style-type: none"> • Know a line is used to create an outline. • Know and can recognise different line shapes (open, closed, straight, wavy and zig-zag). • Know and can create lines of different thickness. <p><u>Painting knowledge</u></p> <ul style="list-style-type: none"> • Know the primary colours are: red, yellow and blue. • Know different paint brush sizes create different sized strokes (lines). • Know that adding more water to paint makes a colour less bright. • Know that adding more paint makes a colour brighter.

Y1- Art and Design Coverage

	<p>Brush size Mix Rollers Pads Control</p>	
<p>Present day materials Printing is the process of making a mark by using another object with a raised or impressed surface. Materials to explore: leaves, lego, cork, wheels etc.</p>   	<p><u>Drawing, painting and Printing</u></p> <p>Focus Concepts: Line, colour, shape, form</p> <p><u>Key Lines of Enquiry</u> What is printing? What is printed used for? How is a print created? Which different objects can create a print? Which parts of the object are printed? Which objects do you think will leave a print?</p> <p><u>Final Outcome:</u> Children to produce a print using selected objects to create a repeating pattern.</p> <p><u>Vocabulary</u> Printing Rubbing Smudge Image Surface Pressure Hard/soft materials Plasticine Foam Copy Design</p>	<p><u>Painting knowledge</u></p> <ul style="list-style-type: none"> • Know that a secondary colour is made by mixing 2 primary colours. • Know by mixing red and yellow you can make orange. • Know by mixing yellow and blue you can make green. <p><u>Printing knowledge</u></p> <ul style="list-style-type: none"> • Know that printing makes a copy. You can paint your hand and press it down on paper and you would see a copy of your hand print. • Know that your shoe makes a print if you step in mud or paint. • Know that paint needs to cover the design and it is pressed down. • Know that a print can be made by different objects (e.g.: plastic shapes of lids, leaves, lego, wheels etc.) • Know that objects can be printed to create a repeating pattern.

Y1- Art and Design Coverage

1956 – present day

Andy Goldsworthy is an English sculptor, photographer and environmentalist.

Style: Creating sculptures using natural materials

Most famous artwork/s: Storm King Wall / Moss and Fog



Other transient art artists to consider:

Walter Mason

Walter Mason is a German artist who specialises in the creation of experimenting with nature to create artworks. Walter Mason's art presents many comparisons to Andy Goldsworthy as both artists express themselves and the importance of nature from sculpturing using natural elements. Walter Mason outlines that he was **influenced by Goldsworthy but by no means aims to imitate his work** (Claire, My Modern Net [blogpost], 2013).

Mason's elements that are commonly used include:

- leaves
- stones
- ice
- flowers

Science link: His artwork is influenced by the seasons.

Drawing, painting and Sculpture

Focus Concepts: Line, shape, colour, texture, form

Key lines of enquiry

Who is Andy Goldsworthy?
What is the job of a sculptor?
What materials did Andy Goldsworthy use?
What are 'natural materials'? What natural materials can we find in the school environment?
What shapes can you make with your materials?
What does 'abstract' mean?
What is a 'sculpture'?
What minibeast can you make using the natural materials?

Final Outcome:

Children to produce a transient sculpture using natural materials inspired by the work of Andy Goldsworthy.

Vocabulary

Recyclable
Malleable
Structure
Shape
Form
Sculptor
Sculpture

Artist style and influences

- Know that Andy Goldsworthy is a British Artist.
- Know that Andy Goldsworthy makes sculptures using natural materials.
- Know there are other artists which create art using natural materials.
- Know that Andy Goldsworthy makes 'land art'.
- Know that Andy Goldsworthy photographs his art.
- Know that Andy Goldsworthy records how his art changes over time using photographs.

Drawing knowledge

- Know that a line is used to create an outline.
- Know that I can use a pencil to create lines (straight, wavy and zig zag) and dots for texture.

Sculpture knowledge

- Know that a sculptor is someone who makes sculptures.
- Know that a sculpture is made out of different materials and is 3-D.
- Know that a sculpture can be made from recycled and natural materials.
- Know that sculptures are different shapes and sizes.
- Know that some sculptures stand up and some lie flat.

Photography Knowledge

- Know I can use a camera to take a picture of my finished artwork.

Y1- Art and Design Coverage



Bill Dan

Bill Dan is a sculptor and performance artist specializing in rock balancing. He creates seemingly impossible, temporary balanced sculptures from un-worked rock and stone in public spaces near his home in San Francisco.

Dan was born in Indonesia, and worked as a warehouseman before discovering the artistic possibilities of rock along the San Francisco Bay shoreline and his emergent skill in manipulating them.

Bill was initially inspired by rock piles he had seen on the Big Island of Hawaii, the cairns of the Inuit, and later by the work of **Andy Goldsworthy**.



Planned Visit: Summer A – Yorkshire Sculpture Park
(Little Wonders)