





Y5 - Art and Design Coverage

Artist Knowledge	Art of.....	End Points
<p>1907-1954 Georgia O'Keefe is a modern American artist known for her painting of enlarged flowers and New Mexico desert landscapes. Style: Modernist / Abstract Most famous artwork/s: Jimson Weed, Oriental Poppies and Lake George.</p>   	<p>Drawing and painting</p> <p>Focus Concepts: Line, colour, shape, texture, tone, value.</p> <p>Key lines of enquiry</p> <p>Who is Georgia O'Keefe? What are some of her most famous pieces of artwork? What style of art did Georgia O'Keefe produce? What sort of colours and techniques did she use? Which do you think are the most effective? What do you like / dislike about this painting? Which painting do you prefer and why?</p> <p>Final Outcome Children to produce a 'large scale' close up painting based on their study of flowers painted by Georgia O'Keefe.</p> <p>Vocabulary</p> <ul style="list-style-type: none"> • Analogous colour • Gradation • Impressionism • Proximity • Contrast • Complementary <p>(primary, secondary, tertiary colour)</p>	<p>Artist style and Influences</p> <ul style="list-style-type: none"> • Know that Georgia O'Keefe is known for painting up-close flowers and colourful landscapes. • Know that Georgia O'Keefe painted in an abstract and impressionism style. • Know that Georgia O'Keefe used her surroundings as her muse (inspiration). • Know that Georgia O'Keefe used the mediums of pastel, charcoal, watercolour and oil. <p>Drawing knowledge</p> <ul style="list-style-type: none"> • Know that a different grade of pencil can be used for the effect, shade or tone I am trying to achieve. • Know that pressure on a coloured pencil creates a more intensive colour and can be used to create a 3-D effect (tone). • Know using sketches can help me to develop, improve and refine my art skills before producing a final piece of work. <p>Painting knowledge</p> <ul style="list-style-type: none"> • Know you can organise line, tone, shape and colour to represent figures and forms. • Know that a colour wash is a semi-transparent layer of colour used for background using watercolour paint. • Know that a wash is a watery form of watercolour paint. • Know a colour palette will help me replicate the colours used by an artist being studied. • Know the difference between complementary and harmonious colours.

Y5 - Art and Design Coverage

<p>1907 – 1954 Frida Kahlo is a Mexican painter known for her many portraits and works inspired by the nature and artefacts of Mexico. Style: Symbolism / Surrealism Most famous artwork: The Two Fridas and Self Portrait with Necklace.</p>  <p>*Safety guidance followed for lino printing tools.</p>	<p>Drawing, painting and Printing Focus Concepts: Line, colour, shape, form, tone. Key lines of enquiry</p> <p>Which different styles of printing have you used before? What is lino or relief printing? What tools will I need to use? Which part of the design creates the print? Who was Frida Kahlo? What are some of her most famous artworks? What was she inspired by? What do you like / dislike about her works of art?</p> <p>Final Outcome Children to produce an outline print using lino cut tools inspired by the portrait work of Frida Kahlo. Children add a headdress to the design inspired by the headdress designs of Frida Kahlo. The headdress can be drawn and painted or added with further small scale prints.</p> <p>Vocabulary</p> <ul style="list-style-type: none"> • Emphasis • Symbolism • Mono-print • Feminism • Portrait • Lino • Carving • Relief print (intaglio) 	<p>Artistic style and Influences</p> <ul style="list-style-type: none"> • Know that Frida Kahlo was a Mexican artist. • Know that Frida Kahlo was an important figure for feminists. • Know that Frida Kahlo mainly worked in the medium of oil. • Know that Frida Kahlo lived in pain from having Polio as a child. • Know that Frida Kahlo used symbolism to paint her pain. <p>Drawing knowledge (Retrieval)</p> <ul style="list-style-type: none"> • Know using sketches can help me to develop, improve and refine my art skills before producing a final piece of work. R <p>Painting knowledge (Retrieval)</p> <ul style="list-style-type: none"> • Know a colour palette will help me replicate the colours used by an artist being studied. R <p>Printing knowledge</p> <ul style="list-style-type: none"> • Know what some of the different printing techniques are and can name these: impressed (intaglio) and collograph (raised). • Know that lino printing is relief (intaglio) printing. • Know that when using lino use have to carve out your design. • Know that carving lino creates a template for a print that can be re-used. • *Know that lino cutting tools need to be used safely. • Know why a safety block or bench block is used.
<p>1887 - 1976</p>	<p>Drawing, painting and sculpture</p>	<p>Artist Style and Influences</p>

Y5 - Art and Design Coverage

Lowry was an English artist whose paintings mainly depict Pendlebury, Lancashire and Salford industrial districts in the mid-20th century.

Style: Naïve art (artwork characterised by child-like simplicity)

Most Famous Artwork/s: Coming from the Mill, Going to the match.



Focus Concepts: Line, colour, shape, form, texture, tone.

Key lines of enquiry

Who is LS Lowry?

What are some of his most famous pieces of artwork?

What style of art is LS Lowry known for?

What sort of colours and techniques did he use?

Do you think the use of Matchstick men worked well?

What do you like / dislike about this painting?

Which painting do you prefer and why?

What is happening in the picture?

Where has this figure been? Where are they going to?

Final Outcome

Children to produce a backdrop painting of an industrial landscape, inspired by the artwork of Lowry. The final painting will be created from a culmination of different children's work.

Each child to produce a wire small figure sculpture to add to the design to create a 3-D effect to the painting.

Vocabulary

- Naïve art
- Scale
- Proportion
- Perspective
- Back ground
- Foreground
- Mid-ground
- Industrial landscape
- Manipulate
- Mould

- Know that LS Lowry was an artist born in the Victorian times.
- Know that LS Lowry painted the industry around Lancashire.
- Know that Lowry used a limited colour palette.
- Know that Lowry is famous for painting Matchstick Men.

Drawing knowledge (Retrieval)

- Know that a different grade of pencil can be used for the effect, shade or tone I am trying to achieve. **R**
- Know using sketches can help me to develop, improve and refine my art skills before producing a final piece of work. **R**
- Know distance and perspective can be conveyed through the element of space, scale and proportion.

Painting knowledge

- Know a colour palette will help me replicate the colours used by an artist being studied. **R**
- Know line, tone, shape and colour can be organised to represent figures and forms.

Sculpture knowledge (Retrieval)

- Know the difference between a sculptor and sculpture **R**
- Know that sculptures can be created from a range of different materials **R**
- Know that a sculpture is a 3-D form which can be created using a range of mouldable materials.
- Know a sculpture is designed with the intention of being viewed from many angles.

Y5 - Art and Design Coverage

		<ul style="list-style-type: none">• Know that moulding and manipulating materials can create a 3-D form eg: clay, foil.• Know armatures that are self-constructed: eg: wire frame.• Know that a stable base is needed to hold a free-standing sculpture in place.
--	--	---