




Y2- Art and Design Coverage

Artist Knowledge	Art of.....	End Points
<p>1930-2016 Brian Wildsmith was a British painter (local – Penistone) and children’s book illustrator. Style: Bold and subtle colour, pattern and patchwork style. Paint layering. Most famous artwork/s: October Squirrel</p>  <p><small>Squirrels live in trees. Sometimes their home is a hole in an old tree-trunk. Sometimes it is high up in the tree top in an abandoned crow's nest.</small></p>	<p><u>Drawing and painting</u></p> <p>Focus Concepts: Line, colour, shape, texture, value.</p> <p>Key lines of enquiry Who is Brian Wildsmith? Where is he from? What is the focus of his paintings? What style of art did Brian Wildsmith produce? What is sgraffito? What is the splatter technique? What sort of colours did Brian Wildsmith use? What do you like / dislike about this painting?</p> <p>Final Outcome: Children to produce an animal e.g.: owl, inspired by the work of Brian Wildsmith and which shows an understanding of the techniques taught over the half term.</p> <p>Vocabulary</p> <ul style="list-style-type: none"> • Primary colour • Secondary colour • Sgraffito • Splatter • Brian Wildsmith • Tint • Tone <p>(warm colour, cool colour, wet on wet, wash, pointillism)</p>	<p>Artist style and Influences</p> <ul style="list-style-type: none"> • Know that Brian Wildsmith was a local artist from Penistone. • Know that Brian painted pictures of the nature he spotted in and around Penistone. • Know that many of Brian’s paintings were used to illustrate children’s books. <p>Drawing knowledge</p> <ul style="list-style-type: none"> • Know that a line is used to create a sketch or outline. • Know that different grades of pencil create different shades (value). • Know that different tones can be created with coloured pencils by applying different pressure. • Know that different textures can be used to add detail to drawings (hatch, cross-hatch and stipple) <p>Painting knowledge</p> <ul style="list-style-type: none"> • Know all the primary colours (red, yellow and blue) • Know mixing two colours of paint creates a secondary colour. • Know that orange, green and purple are secondary colours. • Know that brown is a tertiary colour made from red, yellow and blue. • Know the difference between a warm and cool colour. • Know that a tint is created by adding white. • Know that a shade is created by adding black.

Y2- Art and Design Coverage

		<ul style="list-style-type: none"> • Know that the technique of 'scraffito' involves scratching in the paint to create a design. • Know that a splatter effect can be created using a paint brushes bristles.
<p>1879-1940 Paul Klee is a Swiss born, German artist and one of the most famous painters of the 20th Century. He was a very talented musician, but his main passion was for art. Robert Delaunay influenced his later work and his use of bright, bold colours. Style: Bright, bold colours / Expression, Cubism and surrealism) Abstract style art. Most famous artwork/s: Castle and Sun</p> 	<p><u>Drawing, painting and Printing</u> Focus Concepts: Line, colour, shape, pattern</p> <p>Key Lines of Enquiry What is printing? What is printing used for? How is a print created? Which different objects can create a print? How can I use Styrofoam to create a block print? What is a repeating pattern print? Who is Paul Klee? What are some of his most famous artworks?</p> <p>Final Outcome Children to produce a printed piece of artwork inspired by the artwork, 'Castle and Sun' by Paul Klee. Children could focus on a significant London landmark to link with their Geography work this half term.</p> <p>Vocabulary</p> <ul style="list-style-type: none"> • Polystyrene • Rotating • Print • Block printing • Relief printing • Straight • Curved • Roller 	<p>Artist style and Influences</p> <ul style="list-style-type: none"> • Know that Paul Klee is a German artist who was born in Switzerland. • Know that one of Paul Klee's famous artworks is 'Castle and Sun.' • Know this painting was created out of squares, circles, rectangles and triangles. <p>Drawing knowledge (Retrieval)</p> <ul style="list-style-type: none"> • Know that a line is used to create an outline R • Know the different between a straight and curved line.R • Know and remember lines can be open or closed.R <p>Painting knowledge (Retrieval)</p> <ul style="list-style-type: none"> • Know all the primary colours (red, yellow and blue) R • Know how to mix two colours of paint to create a secondary colour R • Know that orange, green and purple are secondary colours.R • Know that brown is a tertiary colour made from red, yellow and blue.R • Know what a warm colour is.R • Know what a cool colour is.R • Know that a tint is created by adding white. R • Know that a shade is created by adding black. R

Y2- Art and Design Coverage

	<ul style="list-style-type: none"> • Landmark • Copy <p>(repeating pattern, natural, man-made, primary colour, secondary and tertiary colour)</p>	<p><u>Printing knowledge</u></p> <ul style="list-style-type: none"> • Know that printing makes a copy. • Know different materials (both natural and manmade) can be used to create a print. • Know that paint or ink covers the design before being pressed down to make a copy. • Know and recognise some of the materials which can be used to make a print eg: plasticine, cork, sponge, open and closed shapes. • Know that by pressing a design into a material eg: foam, you can create a texture or design on a print called an impressed print. • Know that a print can be repeated to create a repeating pattern.
<p>1898-1976 Alexander Calder was an American born sculptor most well-known for his static ‘stabiles’ and monumental public sculptors. Style: Abstract style art. Most famous artwork/s: Cirque Calder</p> 	<p><u>Drawing, painting and sculpture</u></p> <p>Focus Concepts: Line, colour, shape, form</p> <p><u>Key Lines of Enquiry</u> What is sculpture? What is the difference between sculptor and sculpture? What types of materials can you use to make a sculpture? Who is Alexander Calder? What are some of his most famous artworks? What materials did he use? What shapes and colours can you see in the sculptures? How do the sculptures stay up?</p>	<p><u>Artist Style and Influences</u></p> <ul style="list-style-type: none"> • Know that Alexander Calder is most well-known for his mobiles and ‘stable’ stable structures. • Know that Calder invented the mobile when he decided to create a drawing in the air. • Know they are called ‘mobiles’ because they moved when the wind blew. • Know his artworks were often inspired by nature: rain, snow and leaf flurries. • Know he was really good at maths and studied engineering and this influenced his designs

Y2- Art and Design Coverage

	<p><u>Final Outcome:</u> Children to produce a free standing or suspended sculpture inspired by the work of Alexander Calder.</p> <p><u>Vocabulary</u></p> <ul style="list-style-type: none">• Alexander Calder• Stabile• Structure• Sculpture• Curve• Twist• Model• Sculptor• Construct• Assemble <p>(cut, stick, fold, bend, attach, architect, architecture)</p>	<p><u>Drawing knowledge (Retrieval)</u></p> <ul style="list-style-type: none">• Know that a line is used to create an outline R• Know the different between a straight and curved line. R• Know and remember lines can be open or closed. R <p><u>Painting knowledge</u></p> <ul style="list-style-type: none">• Know all the primary colours (red, yellow and blue) R• Know mixing two primary colours of paint creates a secondary colour R• Know that orange, green and purple are secondary colours. R• Know that brown is a tertiary colour made from red, yellow and blue. R <p><u>Sculpture knowledge</u></p> <ul style="list-style-type: none">• Know the difference between a sculptor and sculpture.• Know and can name at least 2 sculptors.• Know that paper can be used to create a sculpture.• Know the paper building techniques: roll, loop, curl, fringe and twist.• Know the mean of and can explain the terms: shape and form.• Know that a 3-D sculpture needs a stable base or be suspended from a wall or ceiling.• Know that a sculpture often uses a material that needs to be shaped and moulded eg: wire or pipe cleaners.
--	--	---

Y2- Art and Design Coverage