





Term	Theme	Sub questions	Subject Specific Vocabulary	Linked Visits in / Visits out/Experiences/Stories
<p>Autumn Term A</p>  <p>The Arctic</p> <p>Ocean (saltwater)</p> <p>Desert</p> <p>Pond (freshwater)</p> <p>Woodland forest</p> <p>Tropical rainfor.</p>	<p>Biology Living things and their habitat.</p>	<p>How do we know when something is alive, dead or never been alive? What is a habitat? What are the different types of Habitats? What type of plants and animals live in the different habitats? Why do these plants and animals live in these habitats? How have plants and animals adapted to live in their habitat? What type of habitats can we find in our local area? What is a food chain? What are consumers and producers? How are animals ordered in food chains?</p> <p>Know some of the life processes. Know how life processes can tell us if something is living, dead or has never been alive. Know if something is living, dead or has never been alive. Know identify and name a variety of plants and animals in our local habitats, by mapping a habitat and identifying its inhabitants. Know and name different habitats Know that different habitats have different conditions Know that plants and animals have adaptations to allow them to survive in different habitats. Know some features of animals that allow them to live in particular habitats. Know what a carnivore, herbivore, omnivores are Know what a food source is. know and name producers and consumers Know what a food chain is and order animals and plants into simple food chains.</p>	<p>Life process, living, non-living, dead, never alive, movement, respiration, sensitivity, growth, reproduction, excretion, nutrition Habitat Microhabitat Food chain, consumer, producer, predator, prey, herbivore, carnivore, omnivore</p>	<p>Visit RSPB old moor https://www.rspb.org.uk/fun-and-learning/for-teachers/school-trips/dearney-valley-old-moor/</p> <p>Walk down lane at side of school looking at woodland habitat Pond habitat in school</p> <p>Perhaps owls visit in from Owl sanctuary</p>

Assessment will be based on a formative approach of children being able to answer the key questions using the knowledge acquired over the half term through a quiz-based approach.

Science Medium Term Planning
Year: 2

<p>Spring Term A</p> 	<p>Chemistry Everyday materials</p>	<p>What is a material? What are the different types of materials? What properties do these materials have? What can we use these materials for? Where can we see these materials in our local area/around school? What are the different ways we can change the shape of a material? What is recycling? How can materials be recycled? Why is it important to recycle?</p> <p>Know what a material is. Know the name of everyday materials such as wood metal plastic glass fabric paper rock. Know the properties of everyday materials such as, hard, soft, stretchy, stiff, shiny, dull, rough, smooth, bendy, not bendy, absorbent, not absorbent, waterproof, not waterproof, transparent, opaque. Know materials that familiar objects are made from. Know what 3 different materials can be used for. Know which properties make some materials suitable for different purposes. Know how the shapes of objects made from some materials can be changed. Know 4 ways the shapes of some objects can be changed. Know what recycling is. Know the process of recycling. Know how materials are sorted and changed into new products. Know the reasons why it is important to recycle.</p>	<p>wood, plastic, glass, metal, rock, brick, paper, cardboard, properties, hard, soft, stretchy, stiff, shiny, dull, rough, smooth, bendy, not bendy, absorbent, not absorbent, waterproof, not waterproof, transparent, opaque</p>	<p>Walk around village/school looking at materials used in our local area</p> <p>Experiments on waterproofing linked to Great Fire of London</p>	

<p>Summer Term A</p> 	<p>Biology Plants</p>	<p>What should I do to grow a healthy plant? What types of plants can I find in the school grounds? What do sunflower/bean seeds need to grow? What's Inside a Seed? What is inside a bulb? How are bulbs and seeds different? How do seeds and bulbs grow into a plant? What is the life cycle of a plant like? What Do Plants Need to Stay Healthy?</p> <p>Know that lots of plants can be found in our school environment. and observe and record some examples e.g. different trees grass flowering, plants shrubs. Know that seeds and bulbs need water and warmth to germinate. Know that plants need light carbon dioxide and water to grow. Know that inside a seed is a food source and a baby plant with roots and shoot. Know what a bulb is and how it is different to a seed. Know the stages of a simple lifecycle of a plant from seed to seed creation. Know that plants need water light suitable temperature sunlight and nutrients to flourish. Know what happens to the plant when these needs are removed.</p>	<p>Leaves Trunk Stem roots flower grow germinate warmth, temperature, sunlight, observe, compare, record, bulb seed, shrubs</p>	<p>Growing sunflowers Mapping plants in local area(also see microhabitat work)</p>
--	-----------------------	--	--	---

<p>Summer Term B</p> 	<p>Biology Animals including Humans</p>	<p>Do All Animal Offspring Look like Their Adult When They Are Born? How do animals change as they grow? How do humans change as they grow? What do animals and humans need to survive? What types of foods do humans need to be healthy? Why is exercise important? Why is good hygiene important?</p> <p>Know that different animals have different types of offspring and that some are live births and some are born from eggs. Know that some animals look like the adult and some do not and change e.g. butterfly Know the stages that a butterfly goes through as it moves through its life cycle.</p> <p>Know the stages of Human lifecycle: baby, toddler, child, teenager, adult. Know that animals and humans need air water and food to survive Know that humans need a balanced diet to be healthy including different food groups. Know that humans need exercise to have healthy bones heart muscles. Know that hygiene is important to prevent diseases.</p>	<p>Adult, develop, young, offspring, live young, hatchling, hatch, larvae, eggs, protein carbohydrates dairy fats vegetables fruit sugars vitamins balanced diet hygiene disease germs exercise</p>	<p>Visit to white post/cannon hall/ farm</p>	
--	---	--	---	--	--